

Pull-Out Units

Saving you space and time

In warehousing space is always at a premium and the goal is to maximise and use that space as efficiently as possible, which is challenging when you run a picking operation.



Pull-out units provide an efficient storage solution and are ideal if your operation involves staff picking products directly from a pallet.

We design and manufacture three alternatives for pull-out units, to suit different requirements, but they all share key advantages:

- Easy access to three sides of each pallet, allowing for speedy and efficient product selection
- Reduced strain on employees' backs and shoulders, with units smoothly sliding in and out
- Wide selection of models, to suit different needs in terms of load and capacity
- Efficient use of available space to maximise storage capacity
- Financial benefits from the increased number of picking locations.

We have our own development and design facilities and we manufacture inhouse with modern machine equipment. This means we can custom-design and develop our products to meet your requirements.

Manual pull-out units for floor/beam installation

Manual pull-out units for floor/beam installation are ideal when you need to have more pallet locations in an ordinary pallet rack with multiple pallets in a section. You can safely open your floor/beam pull-out unit at the same time, with no risk of roll-over.

Models




Pull-out unit with a pull-out capacity of 62–70% or 100% of the loading area



2-way pull-out unit that can be extracted in two directions



Pull-out unit with integrated ergonomic handle on the side of load surface



Pull-out shelving for beam installation in pallet racks



Pull-out trolley for floor mounting



Pull-out unit, free-standing for floor mounting and supporting wheels

Technical information

Load capacity:

300 - 1000 kg / pull-out unit

200 - 300 kg / tray and shelf

Pull-out capacity:

62 - 100 %

Height and width vary depending on model

Available accessories for all manual units




Side mounted handles



Security lock, for beam models, ensuring only one extended at a time.



Protective metal sheet for rear edge



Shelf 'heavy' grating

Manual pull-out units for upright installation

Manual pull-out units for upright installation offer the key advantage of maximising storage capacity, thanks to the number of picking levels the pull-out units offer. Because the units pull out, they need a lower clearance height above each pallet, which also boosts storage capacity.

Models



Pull-out unit with a pull-out capacity of 62–70% or 100% of the loading area



2-way pull-out unit that can be extracted in two directions



Pull-out unit with integrated side stabilizing beams



Pull-out unit with ball-bearing support wheels in the front



Double or single pull-out shelf. Only 6 mm construction height with 60 mm lip around the shelf.



Extract shelf used in combination with pallet collar

Technical information

Load capacity:

500 - 1000 kg / pull-out unit

200 - 300 kg / tray and shelf

Pull-out capacity:

62 - 100 %

Height and width vary depending on model



Positioning unit



Selection of handles



Gas pressure spring, pull-out support for units with heavy loads




Roller units

Electric pull-out units


Electric pull-out units are ideal if you are storing heavier goods and want extra protection for your staff, to avoid strain or injury to their backs and shoulders.

Our electric and battery-powered pull-out units can cope with loads of up to 1000 kg/unit.

Models



Electric model with 70% pull out capacity for beams installation



Electric model with 100% pull out capacity for upright installation



Electric stand-alone floor model with 70% pull out capacity



Electric stand-alone floor model with 100% pull out capacity and supporting wheels

Technical information

- **Load capacity:**
max 1000 kg
(evenly distributed load)
- **Pull-out capacity:**
840 / 1100 mm
- **Unit dimensions (WxD):**
830 x 1240 mm, total width: 880 mm
- **Approx. 7-12 seconds for feed in/out (automatic with stop function)**
- **Sensing protection:**
intelligent control of anti-collision
- **Power:**
230 VAC 10 A (plug)
Alternative:
18V battery (flexible battery exchange)

For more technical information visit: www.gonvarristaltechnik.com

Dexion Export
exportee@dexion.com
www.dexion.com